Name: _____ Datum: _____

Noten und ihre Bezeichnung

Steht vor einer Note ein ♯ ("Kreuz"), hängt man an den Notennamen ein "-is" an:

f + ♯ = fis

Steht vor einer Note ein ♭ ("be"), hängt man an den Notennamen ein "-es" an:

d + ♭ = des

Hier gibt es allerdings 3 Ausnahmen: h + ♭ = b, e + ♭ = es, a + ♭ = as.

Schreibe die Notennamen unter die Noten und die Noten zu den entsprechenden Notennamen.
Achte dabei auch auf die Bezeichnung der Oktave.



1



2



3



4



5



6

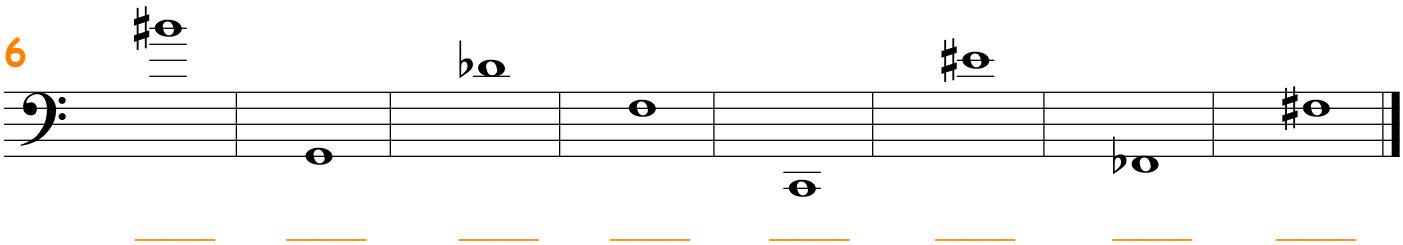

7



8



9



dis His h' Eis B Cis gis' Ces

10

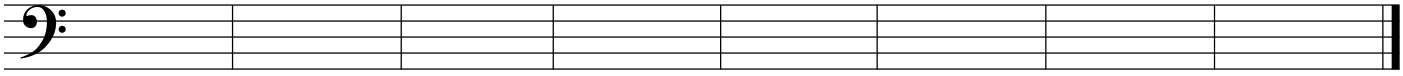

b' Gis e As a' Dis ais' fis

11

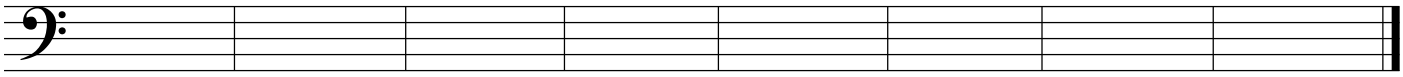

Fes eis' C f des' G his' ais

12



Des cis f' H fes as' E ges

13



e' ces Fis des his As cis' eis

14

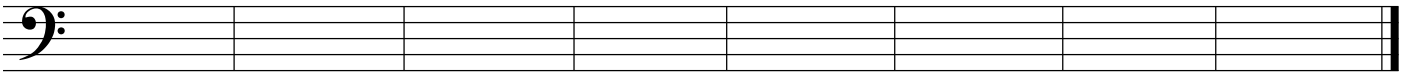

fis' Ais gis c fes' Ges d ces'

15



Es a dis' F c' g' h es

16



d' as ges' A es' g b

Finde die Fehler und verbessere entweder den Notennamen oder die Note.

17



es As des' ges' g' e dis b

18

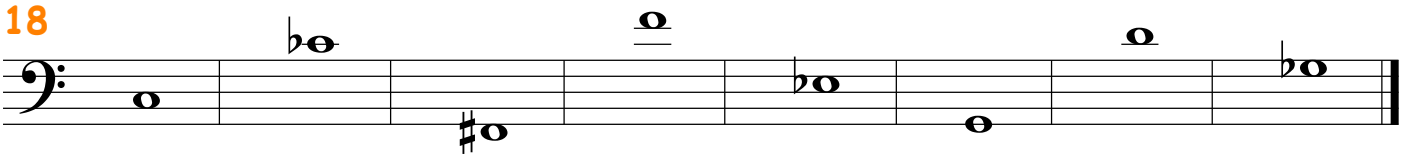

A ces Fis f es G d ges

19

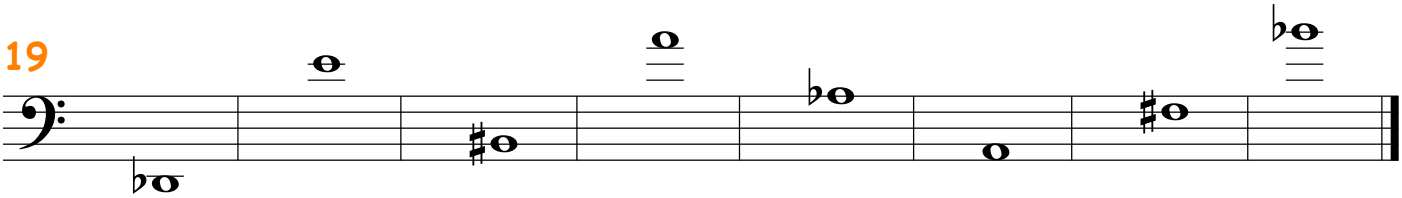

Des es' gis' f' as A dis' ges'

Lösung

1. b g es' A ges' as d' es

2. c' g h F dis' a Es ces'

3. d Ges fes' c gis Ais fis' eis

4. cis' D his des Fis ces e' ges

5. E as' fes H f' cis Des ais

6. his' G des' f C eis' Fes fis

7. ais' Dis a' As e Gis b' Ces

8. gis' Cis B Eis h' His dis

Lösung


9
dis
His
h'
Eis
B
Cis
gis'
Ces
10
b'
Gis
e
As
a'
Dis
ais'
fis
11
Fes
eis'
C
f
des'
G
his'
ais
12
Des
cis
f'
H
fes
as'
E
ges
13
e'
ces
Fis
des
his
As
cis'
eis
14
fis'
Ais
gis
c
fes'
Ges
d
ces'
15
Es
a
dis'
F
c'
g'
h
es
16
d'
as
ges'
A
es'
g
b