Name: _____ Datum: _____

Noten und ihre Bezeichnung

Steht vor einer Note ein ♯ ("Kreuz"), hängt man an den Notennamen ein "-is" an:

f + ♯ = fis

Steht vor einer Note ein ♭ ("be"), hängt man an den Notennamen ein "-es" an:

d + ♭ = des

Hier gibt es allerdings 3 Ausnahmen: h + ♭ = b, e + ♭ = es, a + ♭ = as.

Schreibe die Notennamen unter die Noten und die Noten zu den entsprechenden Notennamen.
Achte dabei auch auf die Bezeichnung der Oktave.



1



_____ _____ _____ _____ _____ _____ _____ _____

2



_____ _____ _____ _____ _____ _____ _____ _____

3



_____ _____ _____ _____ _____ _____ _____ _____

4



_____ _____ _____ _____ _____ _____ _____ _____

5



_____ _____ _____ _____ _____ _____ _____ _____

6

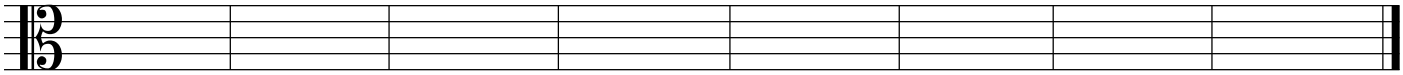

es' h' B gis' b' e a' ais'

7

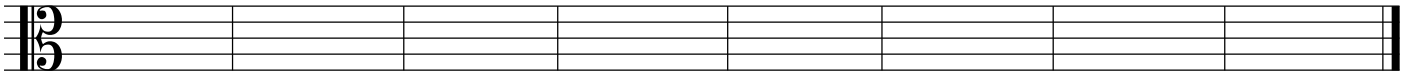

fis eis' f des' g ais cis f'

8



fes as' ges e' ces des b cis'

9

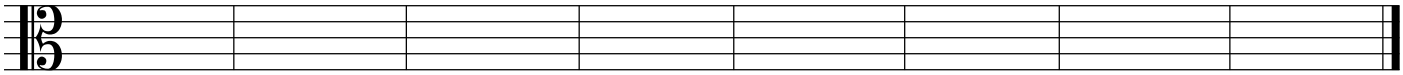

eis fis' gis c fes' d ces' a

10

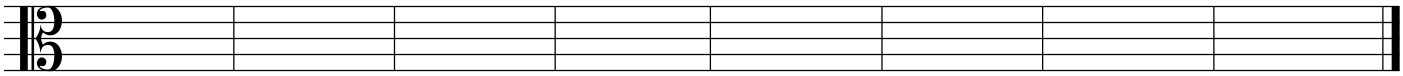

dis' c' g' h es d' as ges'

Finde die Fehler und verbessere entweder den Notennamen oder die Note.

11



es des' ges' g' dis b A ces

12



f es d ges es' f' as dis'

13



ges' dis h' B gis' b' e a'

Lösung

1. b g es' ges' as d' es c'

2. g' h dis' a ces' d fes' c

3. gis fis' eis ais' his des ces e'

4. ges as' fes H f' cis ais his'

5. des' f eis' fis cis' a' e b'

Lösung

6



es' h' B gis' b' e a' ais'

7



fis eis' f des' g ais cis f'

8



fes as' ges e' ces des b cis'

9



eis fis' gis c fes' d ces' a

10

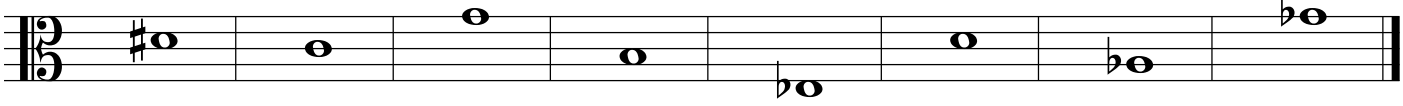

dis' c' g' h es d' as ges'